


FR 001

KOPYA FREZE MAKİNESİ COPY ROUTER MACHINE



TR ÖZELLİKLER

- Yapacağınız işleme uygun kopya tertibatı
- Dayama yardımıyla kopya tertibatından bağımsız olarak çeşitli kanal açma özelliği
- 2 x Yatay pnömomatik mengene
- Kopyalamadan bağımsız olarak değişik boyutlarda kanallar açılabilir (Sabitleme stoperleri ile)
- 1 x Hava tabancası
- 1 x Profil dayama kolu

OPSIYONEL EKİPMANLAR

- Püskürtmeli soğutma sistemi
- Özel kopyalama şablonu (İstenilen ölçü ve özellikte tasarlanabilir)
- Alüminyum için yedek uzun freze ucu

EN FEATURES

- Suitable processing device for copying
- Independently with the help of guide rolls copy fittings feature a variety of grooving
- 2 x Horizontal pneumatic clamps
- Channels can be opened independently from copying in different sizes (fixing with stopper)
- 1 x Airgun
- 1 x Profile support arm

OPTIONAL EQUIPMENT

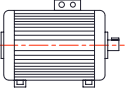
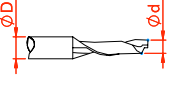
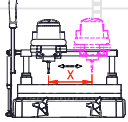
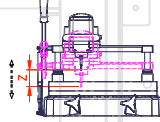
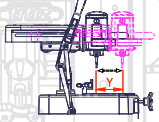

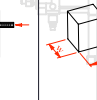


- Spray cooling system
- Special copying template (Can be designed in desired dimensions and features)
- Spare long end mill for aluminium profiles



ELEKTRO MOTOR KONTROLLÜ KOPYA FREZE MAKİNESİ COPY ROUTER MACHINE WITH ELECTRO MOTOR CONTROL



- ▶ Malzeme çeşidine göre freze devri ayarlama imkanı
- ▶ Milling speed adjustment according to material types

| |  |  |  |  |  |  |  |  |  | | | |
|-----|---|---|---|---|--|---|---|---|---|--------------|-------------------|-------------------|
| | HP kw | n r.p.m | 3 Hz (400 V) | I (400 V) | Ø D Ø d n | X | Z | Y | 6-8 bar | 5 lt/min. | l x w x h (mm) | l x w x h (mm) |
| FR | 1 | 3000 | 50 | 1,8 | 8 mm | 255 | 90 | 110 | | | 680x830x1450 | 680x850x1470 |
| FRH | 1,5 | r.p.m | 60 | 2,6 | 5 mm | mm | mm | mm | | | 110 kg | 139 kg |
| | 1,1 | | | A | | | | | | | | |